

TPU-9243P

External Power Supply, 24VDC 3,5A Installation & User Manual



Release Date: 27/07/2023
Rev. Date: 11/01/2024 - Rev. No:00
Doc. Ref.: HM.Z.KLV.8018

Important Warnings

General

- Read this manual carefully before operating the appliance and save it for later use.
- Follow all warnings and precautions specified in the manual. Follow all operating and operating instructions, respectively.
- Keep devices away from water and moisture.

Service and Maintenance

Do not try to fix the device on your own. Removal of cover may end up with electricity shock. In case of any defect or malfunction, contact with your dealer or with authorized service. All the technical interventions have to be done by technicians of company. Device must be cleaned up with a dry fabric. No-chemicals are allowed for cleaning.

Warning: Do not attempt to remove the electronic board from its plastic case. The electronic board is closed for your safety. Users should avoid from interference.

Failure Situations Requiring Service

If a fault occurs or the cases mentioned below, please contact your authorized dealer or reseller.

- When the power cord or plug is damaged,
- When any liquid flows or the object falls into the device,
- When exposed to water or rain,
- If the device has been dropped or the case has been damaged,
- If the device has a noticeable level of performance change,
- If the device does not operate normally according to the operating instructions,

Incorrect operations may cause other malfunctions, so call for service.

Transportation and Shipping

The device must be carefully handled so that it is not exposed to any external impact and does not allow any liquid to enter. Malfunctions resulting from improper transport are not covered by the warranty.

Human Health and Environmental

This device does not contain any chemical or biological substances that may harm human health.

* 2012/19/EU (WEEE directive): Products marked with this symbol cannot be disposed of as unsorted municipal waste in the European Union. For proper recycling, return this product to your local supplier upon the purchase of equivalent new equipment, or dispose of it at designated collection points. For more information see: www.recyclethis.info.



General Information

TPU-9243P are 24Vdc 3,5A uninterruptible power supplies with an intelligent battery charger unit designed for use in systems requiring external power supply. The device allows use 7Ah or 7.2Ah charger, depending on the needs of the user.

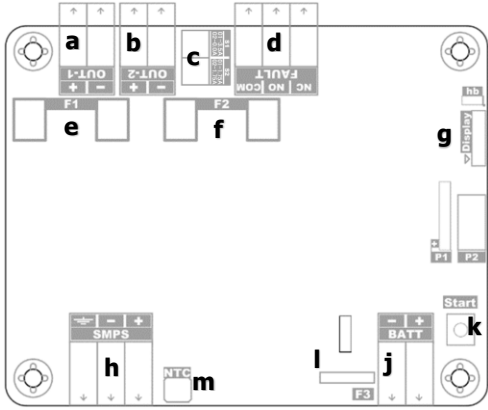
General Features

- Selectable single or double output
- 7Ah or 7.2Ah battery support
- Dry contact relay output in case of error
- Status indicator LEDs for easy fault identification
- Temperature compensated, intelligent battery charging circuit
- Protection against short circuit and overload conditions
- Totally enclosed and robust construction

Technical Specifications

Models	TPU-9243P
Standart	EN 54-4
Supply	
Input Voltage	230~115Vac (+%10 / -%15) 50/60Hz
Output Voltage	20~24Vdc ±%2
Mains Input Fuse	6A
Number of Outputs	2
Output Current (S1 off, S2 on)	Output -1: 3,5A Output -2: 0,0A
Output Current (S1 on, S2 off)	Output -1: 1,75A Output -2: 1,75A
Output Fuse (F1-F2)	2x2A (not resettable)
Battery	2x12V, 7Ah - 2x12V, 7.2Ah (Yuasa NP7-12)
Battery Cut Off Voltage	20,5Vdc
Battery Internal Resistance Fault	>1,5Ω
Greatest Current to be drawn from the Battery	3,5A
Charging Voltage	27,6Vdc @20°C (Temperature Compensated)
Charging Current	1A
Battery Fuse (F3)	1,85A
Imin	20mA
ImaxA	2,5A
ImaxB	3,5A
Outputs	
General Error Relay	1 pcs NC/N0 30V 2A
Environmental Conditions	
Temperature	-10°C ~ +55°C (14°F ~ 131°F)
Humidity	95% RH (max)
IP Class	IP30
Mechanical	
Housing Material	Plastic, ABS
Weight (Without Battery)	1,767kg

Connections



- a: Output-1
- b: Output-2
- c: Output selection jumper
- d: Error relay
- e: Output-1 fuse (2A)
- f: Output-2 fuse (2A)
- g: Display connector
- h: Main supply input
- j: Backup input
- k: Startup key from backup source
- l: Charge insurance (1.85A)
- m: Temperature sensor

Output Selection

The output selection can be done with "output selection jumpers" indicated by "c" on the card.

	When the selection jumper is in the S1 position; Output-1: 3,5A Output-2: 0,0A		When the selection jumper is in S2 position; Output-1: 1,75A Output-2: 1,75A
--	--	--	--

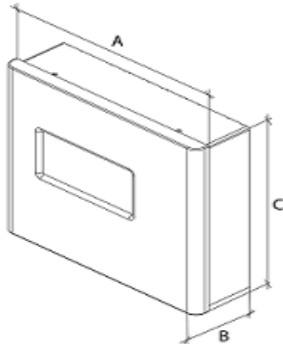
Warning: Always disconnect the card's electrical connection before changing the output selection jumper!

Note: Do not connect jumper to positions S1 and S2 at the same time!

Leds

System (Green - Fixed)	If there is no system error, will be fixed light.
Power Error (Yellow - Blinking LED / 1sec)	Blinks when there is an error in the main supply or charging circuit.
Battery Error (Yellow - Blinking LED / 1sec)	Blinks at any battery level.

Mechanical Information

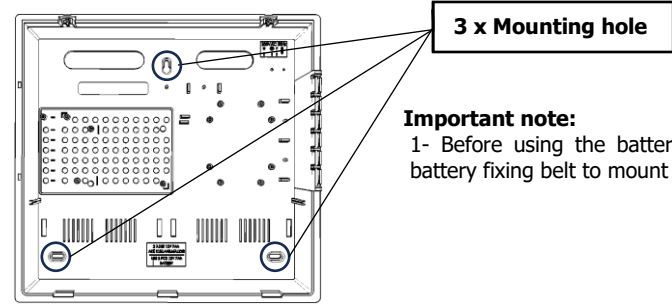


TPU-9243P	
A	360
B	108
C	340

All measurements are in mm.

Installation

Mount the wall from the marked holes with the mounting screws coming out of the product box.



Important note:

- 1- Before using the batteries, fix them to the panel with the battery fixing belt to mount them to the plastic case.

Manufacturer and Service

Bilgi Elektronik San. ve Tic. A.Ş.

Dudullu Organize Sanayi Bölgesi 1.Cadde İsmet Tarman İş Merkezi
No:1/32 Ümraniye İSTANBUL

Telephone: +90 216 455 88 46 **Fax:** +90 216 455 99 06

www.bilgielektronik.com.tr

sales@bilgielektronik.com.tr

support@bilgielektronik.com.tr



XXXX

XX

XXXX-XXX-XXXX

EN 54-4:1997, EN 54-4:1997/A1:2002, EN 54-4:1997/A2:2006,
EN 54-4:1997/AC:1999

Power supply equipment for fire detection and fire alarm systems
for buildings

TPU-9243P

Technical data: see BİLGİ-TEC-230727 held by the manufacturer.